

A decorative border of stylized green leaves and ferns in various shades of green and teal, framing the central text.

PLAYHOUSE PLAYPACK

July 2020

**Nottingham
Playhouse**



Your PlayPack

Hello and welcome to your very first Nottingham Playhouse PlayPack! In this booklet is a bunch of brilliant stuff to do, make, try out and enjoy. There are also competitions to join in with.

Your PlayPack is for families and youngsters to enjoy together. We reckon kids aged 4 - 8 will love them, but any age group can have a go.

One of the shows coming up soon at Nottingham Playhouse is Jack and the Beanstalk - this PlayPack is inspired by that story.



More info:
nottinghamplayhouse.co.uk

Profile Page

Name: _____ Age: _____

Things I like: _____

What I want to be when

I grow up: _____

Signed: _____

Feel free to share your work on our socials:

NottmPlayhouse



Have some fun creating a fancy swirly signature!

Words, Words, Words!

Shine

Have a read out loud of these summery words by John Clare
(or ask your grown up to do it):

*I love to see the summer beaming forth
And white wool sack clouds sailing to the north
I love the hay grass when the flower head swings
To summer winds and insects happy wings
That sport about the meadow the bright day
And see bright beetles in the clear lake play*

Now, try it in different voices. Maybe a King
or Queen, a giant, or even a golden hen! Do you
have a favourite? Could you add some actions?

Some of the words in the poem rhyme.
Can you think of words to rhyme with:

Sunny _ _ _ _ _
Flower _ _ _ _ _
Stick _ _ _ _ _
Sun _ _ _ _ _
Play _ _ _ _ _

Shine drama workshops are always totally FREE, and you can
join in online or in person each week. They happen all over
Nottingham. Here are some Shine games to try.

To join Shine, email participation@nottinghamplayhouse.co.uk
or call 0115 947 4361.

Go Fetch - 2 or more people

One person calls out 'Go fetch
something...', and then a
colour. Then you run and fetch
something of that colour as
fast as you can. For example
'Go Fetch something Green'.
If you have an extra player, it
can be a race! Try changing
the colours for first letters, or
perhaps pick describing words
such as big, small, squashy,
spiky or waterproof!



Back to back - 2 people

Spend 60 seconds looking at
another person (and it's OK to
laugh.) Then turn your backs.
Now change 3 small things
about the way you look, (it
could be untying a shoelace,
removing a sock or changing
your hair). Turn back to face
each other and guess what
changes have been made.

Crafty Ideas

Summer is such a great time for adventures, imagination and fun. Jack LOVES to play outdoors. Here are some ideas...

Make an assault course

In the house/garden/park using cushions as stepping stones, chairs to go over, tables to go under, twigs to run around...check with an adult first before you borrow things!



Make a Self portrait

Use natural items you find on a walk (leaf/sticks/stones etc) to construct a picture/collage of yourself or anything you like!



Build a den

Grab pegs, chairs, bedsheets, cushions. Are you making a story den? A rainforest tree house? A shelter? Can you be characters in the den?

Make your own aquarium

Here's what the final result might look like!



You will need

Cereal Box
String/cotton/wool
Scissors (Ask an adult)
Paint/felt tips
Glue or Sellotape

Making your aquarium


1. Ask an adult to cut a large rectangle from the front of the cereal box (keep the cut out bit).
2. Paint the inside of the cereal box blue, and the outside your favourite colour.
3. If you can, collect sand and pebbles from the park and put them on the bottom of your box.
4. Draw, cut out and paint/ some long plant leaves and stick them in.

Your aquarium pets

1. On the back of the card from earlier, draw and cut out some sea creatures that live underwater – ask an adult to help with the cutting.
2. Paint or colour your fish in your favourite colours.
3. Stick some string to the fish and hang them up from inside.
Hey presto – your very own awesome aquarium!

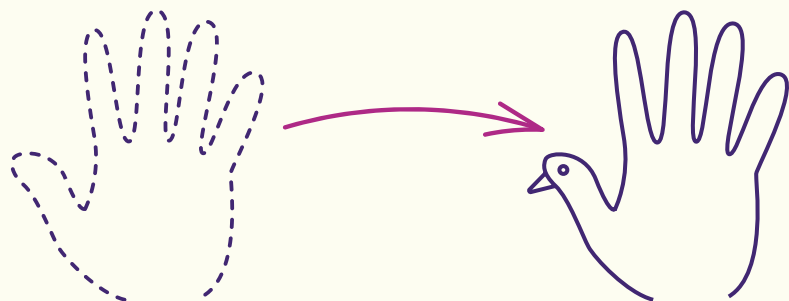
Farm animals

Start with the enclosed paper plate. Add eyes, noses, ears, mouths and horns to create different animals, then have fun colouring in. You could ask an adult to cut out the eyes to turn it into a dressing up mask.



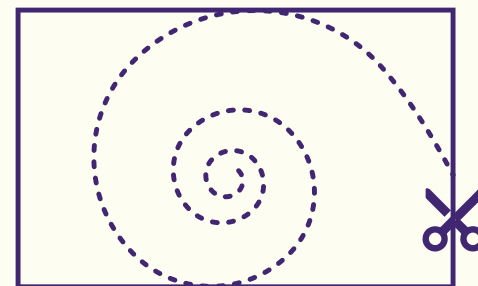
The goose that lays golden eggs

In the story, Jack finds a goose that lays golden eggs! Draw around your hand on a piece of paper. Add an eye and a beak to your thumb. Then use lots of colours and patterns to make it a magical goose.



Make a beanstalk

Draw a spiral on the enclosed green card and ask a grown up to help you cut it out. This is your twisty beanstalk. On the other coloured paper, draw lots of leaves and create designs on them. Cut out the leaves and stick them on your beanstalk. Hang it up by looping it over a door handle or the back of a chair.



Lockdown stories

Lockdown has been a strange time for everyone hasn't it?
How has it made you feel? Tick or circle some words.

TRAPPED	FREE	SAD	SCARED
BORED	HAPPY	EXCITED	LONELY
HOPEFUL	WEIRD	CONFUSED	SURPRISED

Can you write a story Lockdown story? It could be based on real life, or just a made-up story from your imagination. It could be funny or serious – or both!

How Might It Start?	Who Is In The Story?	Where Is The Story?
A Shock Or Surprise, Meeting The Main Character, A Joke	You, Goodies And Baddies, Magical Creatures	Nottingham, Magic Kingdom, Your House, A Cave

Competition time!

Send us your Lockdown stories and we will pop them on our website. We will choose some entries to receive a special message and tickets to a show at Nottingham Playhouse!

Send your submission to: participation@nottinghamplayhouse.co.uk

Thank you!

A huge thank you to everyone who contributed to this PlayPack.
We really hope you had fun!



Sarah West
Valstar
Participation
Specialist

[westvalstar](#)



Louise Pearson
Artist +
Stage Manager

[Sleepydormouse.designs](#)



Sophie Jane
Actress and Artist

[dream_catch_me](#)



Alfie Eyden
Graphic Designer

[_designchameleon](#)

Other things to do at Nottingham Playhouse

We run workshops and festivals for all ages and throughout the year at Nottingham Playhouse.

If you would like to try any of these for FREE, just:

Email: participation@nottinghamplayhouse.co.uk

Call: 0115 941 9419

Or write a letter/come and visit us at: Nottingham Playhouse,
Wellington Circus, Nottingham, NG1 5AF



A brand new play for families, Noah and the Peacock is performed live on Zoom from our actors' homes to yours, and it returns this August. A charming tale of fun, friendship and hope, visit the website for more details.

**Nottingham
Playhouse**



**Nottingham
City Council**



Supported by
**ARTS COUNCIL
ENGLAND**

